
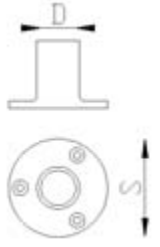

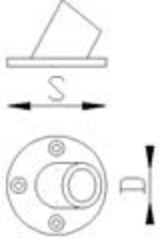

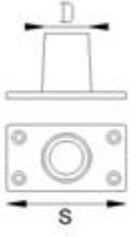



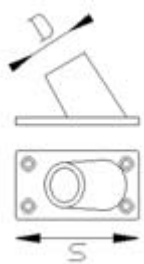
04 Relingsbeschläge, Rohr und Zubehör


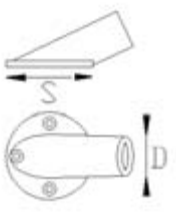
railfittings, tube and accessories
Embases, platines, tubes et accessories

8201 Relingfuß 90° / A4-AISI 316 Round base 90° / Platine de balcon ronde 90°						
	Bestell-Nr.	Rohr-Ø	Sockel-Ø	Box	*€/Stück	
	Order-Nr.	TubeØ	Socket Ø		*€/piece	
	8201422	22	63,5	1	8,00	
	8201425	25	71	1	8,50	

8202 Relingfuß 60° / A4-AISI 316 Round base 60° / Platine de balcon ronde 60°						
	Bestell-Nr.	Rohr-Ø	Sockel-Ø	Box	*€/Stück	
	Order-Nr.	TubeØ	Socket Ø		*€/piece	
	8202422	22	63,5	1	8,00	
	8202425	25	71	1	8,50	

8203 Relingfuß 90° / A4-AISI 316 Rectangular base 90° / Platine de balcon rectangulaire 90°						
	Bestell-Nr.	Rohr-Ø	Sockel-Maß	Box	*€/Stück	
	Order-Nr.	TubeØ	Socket size		*€/piece	
	8203422	22	78,0-43,0	1	8,00	
	8203425	25	81,0-48,0	1	8,50	

8204 Relingfuß 60° / A4-AISI 316 Rectangular base 60° / Platine de balcon rectangulaire 60°						
	Bestell-Nr.	Rohr-Ø	Sockel-Maß	Box	*€/Stück	
	Order-Nr.	TubeØ	Socket size		*€/piece	
	8204422	22	78,0-43,0	1	8,00	
	8204425	25	81,0-48,0	1	8,50	

8325 Relingfuß 30° / A4-AISI 316 Round base 30° / Platine de balcon ronde 30°						
	Bestell-Nr.	Rohr-Ø	Sockel-Ø	Box	*€/Stück	
	Order-Nr.	TubeØ	Socket Ø		*€/piece	
	8325422	22	63,5	1	8,50	
	8325425	25	71	1	9,00	

Relingfuß 90° / A2-AISI 304 Stanchion base 90° / Embase de chandelier 90°								8360	
	Bestell-Nr.	Rohr-Ø	Grad °	L1	L2	Box	*€/Stück		
	Order-Nr.						*€/piece		
	83602RECHTECK	Rechteck	25	90	64	90	1		18,00
		Rectangle							
	83602DREIECK	Dreieck	25	90	75	87	1	15,00	
		Triangle							

Relingfuß - 3° / A4-AISI 316 Stanchion base - 3° / Support avec pontet pour tube 3°											8632		
	Bestell-Nr.	D	D1	A	A1	B	C	C1	S	Box	*€/Stück		
	Order-Nr.										*€/piece		
	8632425	25	6,5	86	60	86	60	67	3	1	24,50		



Relingfuß - 5° / A4-AISI 316 Stanchion base - 5° / Support avec pontet pour tube 5°											8633		
	Bestell-Nr.	D	D1	A	A1	B	C	C1	S	Box	*€/Stück		
	Order-Nr.										*€/piece		
	8633425	25	6,5	86	60	86	60	67	3	1	24,50		



Relingfuß - 3° / A4-AISI 316 Stanchion base - 3° / Support avec pontet pour tube 3°											8634		
	Bestell-Nr.	D	D1	A	A1	B	B1	C	C1	S	Box	*€/Stück	
	Order-Nr.											*€/piece	
	8634425	25	6,5	86	60	85	28	59	66	3	1	28,00	



Relingfuß - 5° / A4-AISI 316 Stanchion base - 5° / Support avec pontet pour tube 5°											8635		
	Bestell-Nr.	D	D1	A	A1	B	B1	C	C1	S	Box	*€/Stück	
	Order-Nr.											*€/piece	
	8635425	25	6,5	86	60	85	28	59	66	3	1	28,00	


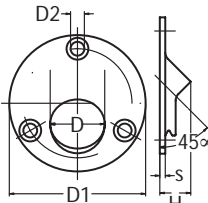
04 Relingsbeschläge, Rohr und Zubehör


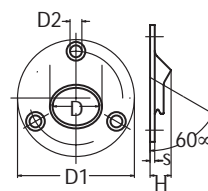
railfittings, tube and accessoires
Parlez vous français?

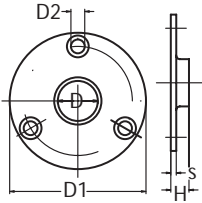

8907 Gegenplatte rund / A2-AISI 304 Flat round bar / Plateau rond						
	Bestell-Nr.	∅	S	Box	*€/Stück	
	Order-Nr.				*€/piece	
	8907275	75	3	5	8,50	

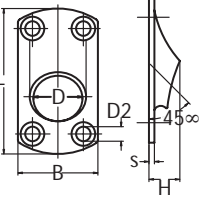

8908 Gegenplatte oval / A2-AISI 304 Flat oval bar / Plateau oval							
	Bestell-Nr.	L	B	S	Box	*€/Stück	
	Order-Nr.					*€/piece	
	8908275 30	75	30	3	5	5,30	

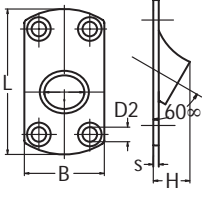

8909 Gegenplatte rechteckig / A2-AISI 304 Flat rectangular bar / Plateau rectangulaire							
	Bestell-Nr.	L	B	S	Box	*€/Stück	
	Order-Nr.					*€/piece	
	8909280 45	80	45	3	5	6,10	

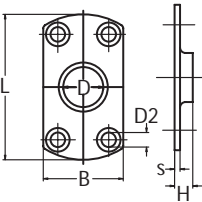

8612 Relinganschweißfuß - 45° / A4-AISI 316 Round-rectangular base for welding - 45° / Platine ronde embouties à souder 45°									
	Bestell-Nr.	D1	D	D2	H	S	Box	*€/Stück	
	Order-Nr.							*€/piece	
	8612422	22	75	8	15	3	1	7,90	
8612425	25	75	8	15	3	1	8,50		

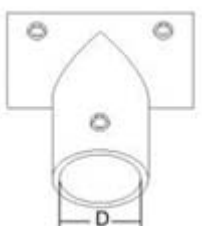

8613 Relinganschweißfuß - 60° / A4-AISI 316 Round base for welding - 60° / Platine ronde embouties à souder 60°									
	Bestell-Nr.	D1	D	D2	H	S	Box	*€/Stück	
	Order-Nr.							*€/piece	
	8613422	22	75	8	14	3	1	7,90	
8613425	25	75	8	14	3	1	8,50		

Relingschweißfuß - 90° / A4-AISI 316 Round base for welding - 90° / Platine ronde embouties à souder 90°									8614
	Bestell-Nr.	D1	D	D2	H	S	Box	*€/Stück	
	Order-Nr.							*€/piece	
	8614422	22	69	8	10	3	1	7,90	
	8614425	25	75	8	10	3	1	8,50	

Relingschweißfuß - 45° / A4-AISI 316 Round base for welding - 45° / Platine rectangulaire embouties à souder 45°									8615	
	Bestell-Nr.	D	L	B	D2	H	S	Box	*€/Stück	
	Order-Nr.								*€/piece	
	8615422	22	80	45	8	15	3	1	7,90	
	8615425	25	80	45	8	15	3	1	8,50	


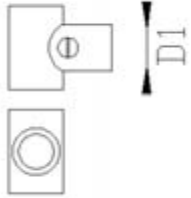
Relingschweißfuß - 60° / A4-AISI 316 Rectangular base for welding - 60° / Platine rectangulaire embouties à souder 90°									8616	
	Bestell-Nr.	D	L	B	D2	H	S	Box	*€/Stück	
	Order-Nr.								*€/piece	
	8616422	22	80	45	8	15	3	1	7,90	
	8616425	25	80	45	8	15	3	1	8,50	



Relingschweißfuß - 90° / A4-AISI 316 Rectangular base for welding - 90° / Platine rectangulaire embouties à souder 45°									8617	
	Bestell-Nr.	D	L	B	D2	H	S	Box	*€/Stück	
	Order-Nr.								*€/piece	
	8617422	22	80	45	8	10	3	1	7,90	
	8617425	25	80	45	8	10	3	1	8,50	



T-Stück 90° / A4-AISI 316 Tee 90° / Té droit 90°				8205	
	Bestell-Nr.	Rohr-Ø	Box	*€/Stück	
	Order-Nr.	Tube-Ø		*€/piece	
	8205422	22	1	7,00	
	8205425	25	1	7,50	
	8205430	30	1	12,00	



04 Relingsbeschläge, Rohr und Zubehör



railfittings, tube and accessories
Embases, platines, tubes et accessoires

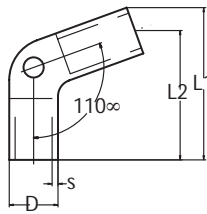

8822 T-Stück 90° - klappbar / A4-AISI 316 Tee 90° folding / Té droit 90° pliable				
	Bestell-Nr.	D1	Box	*€/Stück
	Order-Nr.			*€/piece
	8822422	22	5	19,90
	8822425	25	5	21,00
				

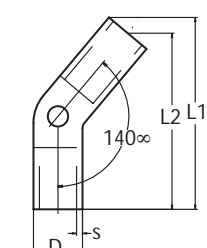

8206 T-Stück 60° / A4-AISI 316 Tee 60° / Té incliné 60°				
	Bestell-Nr.	Rohr-Ø	Box	*€/Stück
	Order-Nr.	Tube-Ø		*€/piece
	82064R22	22 rechts	1	8,00
	82064L22	22 links	1	8,00
	82064R25	25 rechts	1	8,50
	82064L25	25 links	1	8,50
				



8210 Rellingverbindung 90° / A4-AISI 316 Elbow 90° / Coude angle 90°				
	Bestell-Nr.	Rohr-Ø	Box	*€/Stück
	Order-Nr.	Tube-Ø		*€/piece
	8210422	22	1	7,00
	8210425	25	1	7,50
				

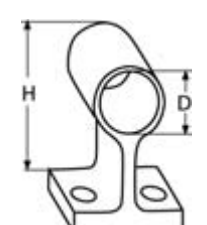

8211 3-Wege-Rellingverbindung / A4-AISI 316 3-way corner fitting / Angle 90° trois départs				
	Bestell-Nr.	Rohr-Ø	Box	*€/Stück
	Order-Nr.	Tube-Ø		*€/piece
	8211422	22	1	10,00
	8211425	25	1	17,00
				

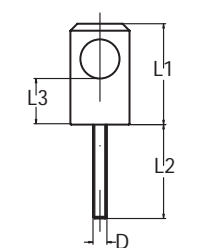

8387 4-Wege-Rellingverbindung / A4-AISI 316 4-way-tee / Support en croix				
	Bestell-Nr.	Rohr-Ø	Box	*€/Stück
	Order-Nr.	Tube-Ø		*€/piece
	8387425	25	1	17,00
				

Relingverbindung 110° / A4-AISI 316 Elbow 110° / Coude 110°								8565
	Bestell-Nr.	D	L1	L2	S	Box	*€/Stück	
	Order-Nr.						*€/piece	
	8565422	22	90	79	3	1	13,80	
	8565425	25	93	82	3	1	15,20	

Relingverbindung 140° / A4-AISI 316 Elbow 140° / Coude 140°								8562
	Bestell-Nr.	D	L1	L2	S	Box	*€/Stück	
	Order-Nr.						*€/piece	
	8562422	22	112	105	3	1	13,70	
	8562425	25	115	108	3	1	15,50	


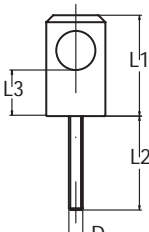
Handlaufendstück 60° / A4-AISI 316 Rail end 60° / Embout main courante 60°						8208	
	Bestell-Nr.	Rohr-Ø	Höhe Mitte Rohr		Box	*€/Stück	
	Order-Nr.	Tube-Ø	Hight middle of tube			*€/piece	
	8208422	22	38		1	8,00	
	8208425	25	45		1	8,50	


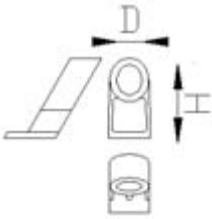
Handlaufdurchlass 60° / A4-AISI 316 Center rail 60° / Passage main courante 60°						8207	
	Bestell-Nr.	Rohr-Ø	Höhe Mitte Rohr		Box	*€/Stück	
	Order-Nr.	Tube-Ø	Hight middle of tube			*€/piece	
	8207422_38	22	38		1	8,00	
	8207425_45	25	45		1	8,50	



Handlaufendstück / A4-AISI 316 Rail end / Embout main courante								8702	
	Bestell-Nr.	Rohr-Ø	L1	L2	L	D	Box	*€/Stück	
	Order-Nr.	Tube-Ø						*€/piece	
	87024022	22	58	55	27	8	1	12,00	
	87024025	25	58	55	27	8	1	14,00	


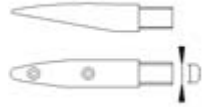
04 Relingsbeschläge, Rohr und Zubehör


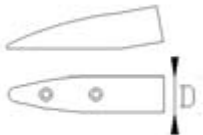
railfittings, tube and accessories
Embases, platines, tubes et accessories



8703 Handlaufdurchlass / A4-AISI 316 Center rail / Passage main courante									
	Bestell-Nr.	Rohr-Ø	L1	L2	L3	D	Box	*€/Stück	
	Order-Nr.	Tube-Ø							*€/piece
	87034022	22	58	55	27	8	1	12,00	
	87034025	25	58	55	27	8	1	14,00	
									

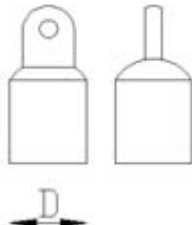

8209 Handlaufdurchlass 60° / A4-AISI 316 Center rail 60° / Passage main courante 60°					
	Bestell-Nr.	Rohr-Ø	Höhe Mitte Rohr	Box	*€/Stück
	Order-Nr.	Tube-Ø	Hight middle of tube		
	8209422	22	38	1	9,00
	8209425	25	38	1	9,50
					

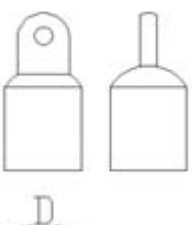

8213 Handlaufendstück 60° / A4-AISI 316 Rail end 60° / Embout main courante 60°						
	Bestell-Nr.	Rohr-Ø	Höhe Mitte Rohr	Sockelmaß	Box	*€/Stück
	Order-Nr.	Tube-Ø	Hight middle of tube	Socket size		
	8213422	22	50	36 x 32	1	10,00
						

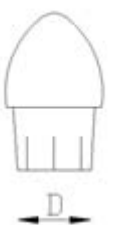

8215 Handlaufendstück 5 1/2° / A4-AISI 316 Rail end 5 1/2° / Embout main courante 5 1/2°					
	Bestell-Nr.	Rohr-Ø	Box	*€/Stück	
	Order-Nr.	Tube-Ø			
	8215422	22	1	8,00	
					

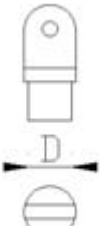

8214 Handlaufendstück 5 1/2° / A4-AISI 316 Rail end 5 1/2° / Embout main courante 5 1/2°					
	Bestell-Nr.	Rohr-Ø	Box	*€/Stück	
	Order-Nr.	Tube-Ø			
	8214422	22	1	8,00	
					

Handlaufendstück 90° / A4-AISI 316 Rail end - bottom mounted 90° / Embout main courante 90°						8212
	Bestell-Nr.	Rohr-Ø	Höhe Mitte Rohr	Box	*€/Stück	
	Order-Nr.	Tube-Ø	Hight middle of tube		*€/piece	
	8212422	22	38	1	16,00	
	8212425	25	38	1	18,00	

Endkappe / A4-AISI 316 Top cap / Embout pour tube					8310
	Bestell-Nr.	Rohr-Ø	Box	*€/Stück	
	Order-Nr.	Tube-Ø		*€/piece	
	8310419	19	10	5,00	
	8310420	20	10	5,50	
	8310422	22	10	6,00	
	8310425	25	10	6,50	
8310430	30	5	7,00		


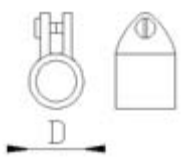
Endkappe, verstärkt / A4-AISI 316 Heavy duty top cap / Embout pour tube renforcé					8662
	Bestell-Nr.	Rohr-Ø	Box	*€/Stück	
	Order-Nr.	Tube-Ø		*€/piece	
	8662422	22	10	7,70	
	8662425	25	10	8,00	
	8662430	30	5	9,00	


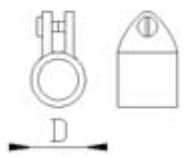
Rohrendstück / A4-AISI 316 Bullet end plug / Bouchon pour tube					8216
	Bestell-Nr.	Rohr-Ø	Box	*€/Stück	
	Order-Nr.	Tube-Ø		*€/piece	
	8216419	19	10	6,00	
	8216420	20	10	5,00	
	8216422	22	10	4,30	
	8216425	25	10	4,50	
8216430	30	5	5,00		


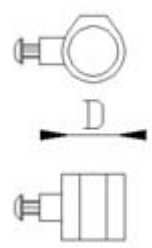
Rohrendstück / A4-AISI 316 Top insert / Embout pour tube					8327
	Bestell-Nr.	Rohr-Ø	Box	*€/Stück	
	Order-Nr.	Tube-Ø		*€/piece	
	8327419	19	10	5,00	
	8327422	22	10	7,00	
	8327425	25	10	8,00	


04 Relingsbeschläge, Rohr und Zubehör


railfittings, tube and accessories
Embases, platines, tubes et accessories

8663		Rohrmittelstück, verstärkt / A4-AISI 316 Heavy duty top slide / Collier de capote renforcé				
	Bestell-Nr.	Rohr-Ø	Box	*€/Stück		
	Order-Nr.	Tube-Ø		*€/piece		
	8663422	22	10	7,00		
	8663425	25	10	8,00		
	8663430	30	5	9,00		

8309		Verdeckbeschlag, Rohrmittelstück / A4-AISI 316 Top slide / Collier de capote				
	Bestell-Nr.	Rohr-Ø	Box	*€/Stück		
	Order-Nr.	Tube-Ø		*€/piece		
	8309419	19	10	6,00		
	8309420	20	10	6,50		
	8309422	22	10	6,00		
	8309425	25	10	6,50		
8309430	30	5	11,00			

8658		Rohrmittelstück / A4-AISI 316 Top slide				
	Bestell-Nr.	Rohr-Ø	Box	*€/Stück		
	Order-Nr.	Tube-Ø		*€/piece		
	8658422	22	10	11,00		
	8658425	25	10	12,00		

8665		Rohrverlängerung / A4-AISI 316 Tubing extender / Prolongation de filière					
	Bestell-Nr.	Rohr-Ø	A	B	C	Box	*€/Stück
	Order-Nr.	Tube-Ø					*€/piece
	8665422	22	16	65	40	1	15,50
	8665425	25	16	65	40	1	16,50

8478		Rohrmittelstück, 2-teilig / A4-AISI 316 Top slide, two-part / Collier ouvrant pour tube					
	Bestell-Nr.	D	L	B	S	Box	*€/Stück
	Order-Nr.						*€/piece
	8478422	22	68	30	28	5	15,50
	8478425	25	70	33	28	5	14,50
8478430	30	74	38	28	5	19,00	